




BOARD OF SECONDARY EDUCATION, ODISHA ANSWER SHEET

OAV ENTRANCE TEST - 2022-23 FOR CLASS-6TH

Read the instructions given below carefully before you darken the circle for marking the answers

1. Use Blue/Black ball point pen only to darken circles.
2. Do not do any rough work on this sheet.
3. Do not write or scribble on the sheet.
4. Do not fold, tear, wrinkle or staple this sheet.
5. Darken the circle as shown in example below :-
Correct Method :- ● ○ ○ ○ ○
Wrong Method :- ✕ ✓ ⊙ ⊛ ⊜
6. Do not make any correction by using white fluid on your OMR Answer Sheet.
7. Answer darkened in more than one circle for a particular question shall not be evaluated.



1. କେବଳ Blue/ Black Ball Point Pen ବ୍ୟବହାର କରି ଉତ୍ତର ଦେବାକୁ ହେବ ।
2. OMR Answer Sheet ଉପରେ କୌଣସି rough କାର୍ଯ୍ୟ କରାଯାଇପାରିବ ନାହିଁ ।
3. OMR Answer Sheet ଉପରେ କୌଣସି ପରିସ୍କୃତିରେ କିଛି ଲେଖାଯାଇ ପାରିବ ନାହିଁ ବିନ୍ଧା କୌଣସି ଗାଠ ବଣାଯାଇ ପାରିବ ନାହିଁ ।
4. OMR Answer Sheetକୁ କୌଣସି ପରିସ୍କୃତିରେ ମୋଡ଼ା/ ଭଙ୍ଗା/ ଚିରା ବା staple କରାଯାଇପାରିବ ନାହିଁ ।
5. ନିମ୍ନୋକ୍ତ ପ୍ରଦତ୍ତ ଉତ୍ତର ଭଳି ଦୂର ବୁଦ୍ଧିକୁ କଳା କରିବାକୁ ହେବ ।
ଠିକ୍ ଉତ୍ତର କରିବା ପ୍ରଣାଳୀ :- ● ○ ○ ○ ○
ଭୁଲ୍ ଉତ୍ତର କରିବା ପ୍ରଣାଳୀ :- ✕ ✓ ⊙ ⊛ ⊜
6. ଥରେ ଉତ୍ତର ଦେବା ପରେ OMR Answer Sheetର କୌଣସି ଅଂଶକୁ white fluid ଦ୍ୱାରା ଲିଭାଯାଇ ସଂଶୋଧନ କରାଯାଇ ପାରିବ ନାହିଁ ।
7. ଏକ ନିର୍ଦ୍ଦିଷ୍ଟ ପ୍ରଶ୍ନ ପାଇଁ ଏକାଧିକ circleକୁ କଳା କଲେ ସେହି ପ୍ରଶ୍ନଟି ମୂଲ୍ୟାୟନ ହେବନାହିଁ ।

DATE OF EXAMINATION :
SERIAL NO. :
ROLL NO. :
CANDIDATE'S NAME :
CENTRE CODE & NAME :

(TO BE FILLED BY THE CANDIDATE) **QUESTION SET CODE**

A B C D

(TO BE FILLED BY THE INVIGILATOR) **QUESTION SET CODE**

A B C D

← DO NOT WRITE ABOVE THIS LINE →

Q.No.	ENGLISH	Q.No.	MATHEMATICS	Q.No.	SCIENCE	Q.No.	SOCIAL SCIENCE
1	A B C D	14	A B C D	27	A B C D	40	A B C D
2	A B C D	15	A B C D	28	A B C D	41	A B C D
3	A B C D	16	A B C D	29	A B C D	42	A B C D
4	A B C D	17	A B C D	30	A B C D	43	A B C D
5	A B C D	18	A B C D	31	A B C D	44	A B C D
6	A B C D	19	A B C D	32	A B C D	45	A B C D
7	A B C D	20	A B C D	33	A B C D	46	A B C D
8	A B C D	21	A B C D	34	A B C D	47	A B C D
9	A B C D	22	A B C D	35	A B C D	48	A B C D
10	A B C D	23	A B C D	36	A B C D	49	A B C D
11	A B C D	24	A B C D	37	A B C D	50	A B C D
12	A B C D	25	A B C D	38	A B C D	51	A B C D
13	A B C D	26	A B C D	39	A B C D	52	A B C D

SIGNATURE OF THE CANDIDATE WITH DATE

I have verified the Roll No. & Question Set Code

SIGNATURE OF THE INVIGILATOR WITH DATE




BOARD OF SECONDARY EDUCATION, ODISHA ANSWER SHEET

OAV ENTRANCE TEST - 2022-23 FOR CLASS-7TH

Read the instructions given below carefully before you darken the circle for marking the answers

- Use Blue/Black ball point pen only to darken circles.
- Do not do any rough work on this sheet.
- Do not write or scribble on the sheet.
- Do not fold, tear, wrinkle or staple this sheet.
- Darken the circle as shown in example below :-
Correct Method :- ● ○ ○ ○ ○
Wrong Method :- ✕ ✓ ⊙ ✖ ●
- Do not make any correction by using white fluid on your OMR Answer Sheet.
- Answer darkened in more than one circle for a particular question shall not be evaluated.



- କେବଳ Blue/ Black Ball Point Pen ବ୍ୟବହାର କରି ଉତ୍ତର ଦେବାକୁ ହେବ ।
- OMR Answer Sheet ଉପରେ କୌଣସି rough କାର୍ଯ୍ୟ କରାଯାଇପାରିବ ନାହିଁ ।
- OMR Answer Sheet ଉପରେ କୌଣସି ପରିସ୍କୃତିରେ କିଛି ଲେଖାଯାଇ ପାରିବ ନାହିଁ କିମ୍ବା କୌଣସି ଗାଠ ବସାଯାଇ ପାରିବ ନାହିଁ ।
- OMR Answer Sheetକୁ କୌଣସି ପରିସ୍କୃତିରେ ମୋଡା/ ଭଙ୍ଗା/ ଚିରା ବା staple କରାଯାଇପାରିବ ନାହିଁ । ନିମ୍ନୋକ୍ତ ପ୍ରଦର୍ଶନ ଉତ୍ତର କଳି ଦୂର ରୁଡ଼ିକୁ କଳା କରିବାକୁ ହେବ । ଠିକ୍ ଉତ୍ତର କରିବା ପ୍ରଣାଳୀ :- ● ○ ○ ○ ○
ଭୁଲ୍ ଉତ୍ତର କରିବା ପ୍ରଣାଳୀ :- ✕ ✓ ⊙ ✖ ●
- ଧରଣ ଉତ୍ତର ଦେବା ପରେ OMR Answer Sheetର କୌଣସି ଅଂଶକୁ white fluid ଦ୍ୱାରା ଲିଭାଯାଇ ସଂଶୋଧନ କରାଯାଇ ପାରିବ ନାହିଁ ।
- ଏକ ନିର୍ଦ୍ଦିଷ୍ଟ ପ୍ରଶ୍ନ ପାଇଁ ଏକାଧିକ circleକୁ କଳା କଲେ ସେହି ପ୍ରଶ୍ନଟି ମୂଲ୍ୟାୟନ ହେବନାହିଁ ।

DATE OF EXAMINATION :
SERIAL NO. :
ROLL NO. :
CANDIDATE'S NAME :
CENTRE CODE & NAME :



(TO BE FILLED BY THE CANDIDATE) **QUESTION SET CODE**
A B C D

(TO BE FILLED BY THE INVIGILATOR) **QUESTION SET CODE**
A B C D

DO NOT WRITE ABOVE THIS LINE

Q.No.	ENGLISH	Q.No.	ODIA	Q.No.	MATHEMATICS	Q.No.	SCIENCE	Q.No.	SOCIAL SCIENCE
1	A B C D	21	A B C D	41	A B C D	61	A B C D	81	A B C D
2	A B C D	22	A B C D	42	A B C D	62	A B C D	82	A B C D
3	A B C D	23	A B C D	43	A B C D	63	A B C D	83	A B C D
4	A B C D	24	A B C D	44	A B C D	64	A B C D	84	A B C D
5	A B C D	25	A B C D	45	A B C D	65	A B C D	85	A B C D
6	A B C D	26	A B C D	46	A B C D	66	A B C D	86	A B C D
7	A B C D	27	A B C D	47	A B C D	67	A B C D	87	A B C D
8	A B C D	28	A B C D	48	A B C D	68	A B C D	88	A B C D
9	A B C D	29	A B C D	49	A B C D	69	A B C D	89	A B C D
10	A B C D	30	A B C D	50	A B C D	70	A B C D	90	A B C D
11	A B C D	31	A B C D	51	A B C D	71	A B C D	91	A B C D
12	A B C D	32	A B C D	52	A B C D	72	A B C D	92	A B C D
13	A B C D	33	A B C D	53	A B C D	73	A B C D	93	A B C D
14	A B C D	34	A B C D	54	A B C D	74	A B C D	94	A B C D
15	A B C D	35	A B C D	55	A B C D	75	A B C D	95	A B C D
16	A B C D	36	A B C D	56	A B C D	76	A B C D	96	A B C D
17	A B C D	37	A B C D	57	A B C D	77	A B C D	97	A B C D
18	A B C D	38	A B C D	58	A B C D	78	A B C D	98	A B C D
19	A B C D	39	A B C D	59	A B C D	79	A B C D	99	A B C D
20	A B C D	40	A B C D	60	A B C D	80	A B C D	100	A B C D

SIGNATURE OF THE CANDIDATE WITH DATE

I have verified the Roll No. & Question Set Code
SIGNATURE OF THE INVIGILATOR WITH DATE




BOARD OF SECONDARY EDUCATION, ODISHA

ANSWER SHEET

OAV ENTRANCE TEST - 2022-23 FOR CLASS-8TH

Read the instructions given below carefully before you darken the circle for marking the answers

1. Use Blue/Black ball point pen only to darken circles.
2. Do not do any rough work on this sheet.
3. Do not write or scribble on the sheet.
4. Do not fold, tear, wrinkle or staple this sheet.
5. Darken the circle as shown in example below :-
Correct Method :- ● ○ ○ ○
Wrong Method :- ✕ ✓ ⊙ ✖ ●
6. Do not make any correction by using white fluid on your OMR Answer Sheet.
7. Answer darkened in more than one circle for a particular question shall not be evaluated.



1. କେବଳ Blue/ Black Ball Point Pen ବ୍ୟବହାର କରି ଉତ୍ତର ଦେବାକୁ ହେବ ।
2. OMR Answer Sheet ଉପରେ କୌଣସି rough କାର୍ଯ୍ୟ କରାଯାଇପାରିବ ନାହିଁ ।
3. OMR Answer Sheet ଉପରେ କୌଣସି ପରିସ୍କୃତିରେ କିଛି ଲେଖାଯାଇ ପାରିବ ନାହିଁ କିମ୍ବା କୌଣସି ଗାର ଚୋପାଇ ପାରିବ ନାହିଁ ।
4. OMR Answer Sheetକୁ କୌଣସି ପରିସ୍କୃତିରେ ମୋଡା/ ଭଙ୍ଗା/ ଚିରା ବା staple କରାଯାଇପାରିବ ନାହିଁ । ନିମ୍ନୋକ୍ତ ପ୍ରଦର୍ଶନ ଉତ୍ତର ଭଳି ଚୁର ଚୁର କଳା କରିବାକୁ ହେବ । ଠିକ୍ ଉତ୍ତର କରିବା ପ୍ରଣାଳୀ :- ● ○ ○ ○
ଭୁଲ୍ ଉତ୍ତର କରିବା ପ୍ରଣାଳୀ :- ✕ ✓ ⊙ ✖ ●
5. ଧରଣ ଉତ୍ତର ଦେବା ପରେ OMR Answer Sheetର କୌଣସି ଅଂଶକୁ white fluid ଦ୍ୱାରା ଲିଭାଯାଇ ସଂଶୋଧନ କରାଯାଇ ପାରିବ ନାହିଁ ।
6. ଏକ ନିର୍ଦ୍ଦିଷ୍ଟ ପ୍ରଶ୍ନ ପାଇଁ ଏକାଧିକ circleକୁ କଳା କଲେ ସେହି ପ୍ରଶ୍ନଟି ମୂଲ୍ୟାୟନ ହେବନାହିଁ ।

DATE OF EXAMINATION : _____

SERIAL NO. : _____

ROLL NO. : _____

CANDIDATE'S NAME : _____

CENTRE CODE & NAME : _____



(TO BE FILLED BY THE CANDIDATE) **QUESTION SET CODE**
A B C D

(TO BE FILLED BY THE INVIGILATOR) **QUESTION SET CODE**
A B C D

← DO NOT WRITE ABOVE THIS LINE →

Q.No.	ENGLISH	Q.No.	ODIA	Q.No.	MATHEMATICS	Q.No.	SCIENCE	Q.No.	SOCIAL SCIENCE
1	A B C D	21	A B C D	41	A B C D	61	A B C D	81	A B C D
2	A B C D	22	A B C D	42	A B C D	62	A B C D	82	A B C D
3	A B C D	23	A B C D	43	A B C D	63	A B C D	83	A B C D
4	A B C D	24	A B C D	44	A B C D	64	A B C D	84	A B C D
5	A B C D	25	A B C D	45	A B C D	65	A B C D	85	A B C D
6	A B C D	26	A B C D	46	A B C D	66	A B C D	86	A B C D
7	A B C D	27	A B C D	47	A B C D	67	A B C D	87	A B C D
8	A B C D	28	A B C D	48	A B C D	68	A B C D	88	A B C D
9	A B C D	29	A B C D	49	A B C D	69	A B C D	89	A B C D
10	A B C D	30	A B C D	50	A B C D	70	A B C D	90	A B C D
11	A B C D	31	A B C D	51	A B C D	71	A B C D	91	A B C D
12	A B C D	32	A B C D	52	A B C D	72	A B C D	92	A B C D
13	A B C D	33	A B C D	53	A B C D	73	A B C D	93	A B C D
14	A B C D	34	A B C D	54	A B C D	74	A B C D	94	A B C D
15	A B C D	35	A B C D	55	A B C D	75	A B C D	95	A B C D
16	A B C D	36	A B C D	56	A B C D	76	A B C D	96	A B C D
17	A B C D	37	A B C D	57	A B C D	77	A B C D	97	A B C D
18	A B C D	38	A B C D	58	A B C D	78	A B C D	98	A B C D
19	A B C D	39	A B C D	59	A B C D	79	A B C D	99	A B C D
20	A B C D	40	A B C D	60	A B C D	80	A B C D	100	A B C D

SIGNATURE OF THE CANDIDATE WITH DATE

I have verified the Roll No. & Question Set Code

SIGNATURE OF THE INVIGILATOR WITH DATE



BOARD OF SECONDARY EDUCATION, ODISHA ANSWER SHEET

OAV ENTRANCE TEST - 2022-23 FOR CLASS-9TH

Read the instructions given below carefully before you darken the circle for marking the answers

- Use Blue/Black ball point pen only to darken circles.
- Do not do any rough work on this sheet.
- Do not write or scribble on the sheet.
- Do not fold, tear, wrinkle or staple this sheet.
- Darken the circle as shown in example below :-
Correct Method :- ● ○ ○ ○ ○
Wrong Method :- ✗ ✓ ⊙ ✖ ●
- Do not make any correction by using white fluid on your OMR Answer Sheet.
- Answer darkened in more than one circle for a particular question shall not be evaluated.



- କେବଳ Blue/ Black Ball Point Pen ବ୍ୟବହାର କରି ଉତ୍ତର ଦେବାକୁ ହେବ ।
- OMR Answer Sheet ଉପରେ କୌଣସି rough କାର୍ଯ୍ୟ କରାଯାଇପାରିବ ନାହିଁ ।
- OMR Answer Sheet ଉପରେ କୌଣସି ପରିସ୍କୃତିରେ କିଛି ଲେଖାଯାଇ ପାରିବ ନାହିଁ କିମ୍ବା କୌଣସି ଗାଠ ବସାଯାଇ ପାରିବ ନାହିଁ ।
- OMR Answer Sheetକୁ କୌଣସି ପରିସ୍କୃତିରେ ମୋଡା/ ଭଙ୍ଗା/ ଚିରା ବା staple କରାଯାଇପାରିବ ନାହିଁ । ନିମ୍ନୋକ୍ତ ପ୍ରଦର୍ଶନ ଉତ୍ତର ଭଳି ଦୂର ଗୁଡ଼ିକୁ କଳା କରିବାକୁ ହେବ । ଠିକ୍ ଉତ୍ତର କରିବା ପ୍ରଣାଳୀ :- ● ○ ○ ○ ○
ଭୁଲ୍ ଉତ୍ତର କରିବା ପ୍ରଣାଳୀ :- ✗ ✓ ⊙ ✖ ●
- ଥରେ ଉତ୍ତର ଦେବା ପରେ OMR Answer Sheetର କୌଣସି ଅଂଶକୁ white fluid ଦ୍ୱାରା ଲିଭାଯାଇ ସଂଶୋଧନ କରାଯାଇ ପାରିବ ନାହିଁ ।
- ଏକ ନିର୍ଦ୍ଦିଷ୍ଟ ପ୍ରଶ୍ନ ପାଇଁ ଏକାଧିକ circleକୁ କଳା କଲେ ସେହି ପ୍ରଶ୍ନଟି ମୂଲ୍ୟାୟନ ହେବନାହିଁ ।

DATE OF EXAMINATION :
SERIAL NO. :
ROLL NO. :
CANDIDATE'S NAME :
CENTRE CODE & NAME :



(TO BE FILLED BY THE CANDIDATE) **QUESTION SET CODE**
A B C D

(TO BE FILLED BY THE INVIGILATOR) **QUESTION SET CODE**
A B C D

DO NOT WRITE ABOVE THIS LINE

Q.No.	ENGLISH	Q.No.	ODIA	Q.No.	MATHEMATICS	Q.No.	SCIENCE	Q.No.	SOCIAL SCIENCE
1	A B C D	21	A B C D	41	A B C D	61	A B C D	81	A B C D
2	A B C D	22	A B C D	42	A B C D	62	A B C D	82	A B C D
3	A B C D	23	A B C D	43	A B C D	63	A B C D	83	A B C D
4	A B C D	24	A B C D	44	A B C D	64	A B C D	84	A B C D
5	A B C D	25	A B C D	45	A B C D	65	A B C D	85	A B C D
6	A B C D	26	A B C D	46	A B C D	66	A B C D	86	A B C D
7	A B C D	27	A B C D	47	A B C D	67	A B C D	87	A B C D
8	A B C D	28	A B C D	48	A B C D	68	A B C D	88	A B C D
9	A B C D	29	A B C D	49	A B C D	69	A B C D	89	A B C D
10	A B C D	30	A B C D	50	A B C D	70	A B C D	90	A B C D
11	A B C D	31	A B C D	51	A B C D	71	A B C D	91	A B C D
12	A B C D	32	A B C D	52	A B C D	72	A B C D	92	A B C D
13	A B C D	33	A B C D	53	A B C D	73	A B C D	93	A B C D
14	A B C D	34	A B C D	54	A B C D	74	A B C D	94	A B C D
15	A B C D	35	A B C D	55	A B C D	75	A B C D	95	A B C D
16	A B C D	36	A B C D	56	A B C D	76	A B C D	96	A B C D
17	A B C D	37	A B C D	57	A B C D	77	A B C D	97	A B C D
18	A B C D	38	A B C D	58	A B C D	78	A B C D	98	A B C D
19	A B C D	39	A B C D	59	A B C D	79	A B C D	99	A B C D
20	A B C D	40	A B C D	60	A B C D	80	A B C D	100	A B C D

SIGNATURE OF THE CANDIDATE WITH DATE

I have verified the Roll No. & Question Set Code
SIGNATURE OF THE INVIGILATOR WITH DATE